



Hellenic Association of Orthopaedic Surgery & Traumatology

1st Athens Pelvic and Acetabular Course & Hands-on Workshop

www.eexot.gr



14-17
June
2018

HAOST Amphitheatre "Pavlos Konialides"
Athens, Greece

Department of Anatomy, School of Medicine,
Faculty of Health Sciences,
National and Kapodistrian University of Athens

Scientific Program

PRO System

Pelvic Reduction & Osteosynthesis



Pre-contoured anatomic plates for the quadrilateral surface

- Treat a variety of pelvic and acetabular fracture patterns
- Versatility with 3.5 and 4.5mm screws
- Screw holes pre-angled away from acetabulum
- Dedicated hole for attachment to Handle for Plate Insertion



Welcome Message

Dear Colleagues,

It is our great pleasure to welcome you to the **1st Athens Pelvic and Acetabular Course and Hands-on Workshop** which will be held from **14th to 17th June 2018** at the premises of the Hellenic Association of Orthopaedic Surgery and Traumatology (HAOST).

The aim of the course is to underline the importance of knowing the anatomy of the pelvic area in the most detailed manner to ensure the safest application of various techniques and approaches obtaining an advantageous result for our patients.

The practical exercise (**Hands-on Workshop, June 17th**) which will take place at the Department of Anatomy (Athens School of Medicine), will focus on the introduction and development of the most important surgical approaches to the acetabulum and pelvic ring. Furthermore, a detailed demonstration will be collaterally performed of the last-designed surgical instruments.

Focusing also on the fact that pelvic and acetabular surgery is one of the most challenging trial, a scientific program has been put together including lectures, interactive case discussions and cadaveric dissections, aiming to provide the means for treatment strategies of pelvic and acetabular injuries.

In addition, national and international faculty of the scientific event is consisted of experts in the field of pelvic and acetabular surgery who will join us to share their experience and knowledge.

Best Regards

Stamatios A. Papadakis

Johannes M. Rueger



DePuy Synthes

People inspired™

PART OF THE *Johnson & Johnson* FAMILY OF COMPANIES

Johnson & Johnson Hellas
ΙΑΤΡΙΚΑ ΠΡΟΪΟΝΤΑ

Επιδαύρου 4 & Αιγιαλείας, 151 25 Μαρούσι, Τηλ.: 210 6875500, Fax: 210 6875308

Committees

Organizing Committee

Chairman Stamatios A. Papadakis, GR

Members Johannes M. Rueger, GR
Athanasios Th. Konstas, GR
Dimitrios Klapsakis, GR
Panayiotis Lepetsos, GR
Dimitrios Pallis, GR
Dimitrios Georgiou, GR
Dimitrios Mantakos, GR

Scientific Committee

Chairman Johannes M. Rueger, DE

Members Wolfgang Lehmann, DE
Maximilian Hartel, DE
Athanasios Th. Konstas, GR
Stamatios A. Papadakis, GR

Organized by



Hellenic Association of Orthopaedic Surgery
and Traumatology (HAOST)

20, Fleming Str, 15123 Athens, GREECE

☎ +30 210 68 54 156

✉ info@eexot.gr

Organizing Secretariat



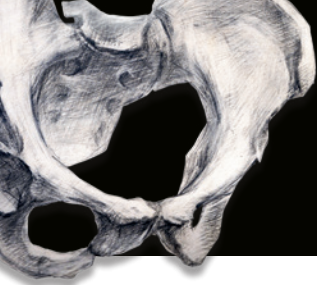
THESSALONIKI: 50A Stadiou Str., 55534 Pylea, Thessaloniki, Greece

☎ +30 2310 247743, ☎ +30 2310 247746, ✉ info@globalevents.gr

ATHENS: 2 Valestra Str. & 168 A. Syngrou Av., 17671 Kallithea, Athens, Greece

☎ +30 210 3250260, ✉ athens@globalevents.gr

www.globalevents.gr



1st Athens Pelvic and Acetabular Course & Hands-on Workshop

Scientific Program

DAY 1 / Thursday, 14 June, 2018

13.00-14.00 REGISTRATIONS (HAOST Main Entrance)

MAIN LECTURE HALL

14.00-14.05 WELCOME
S.A. Papadakis

14.05-14.15 INTRODUCTION
J.M. Rueger

14.15-14.20 COURSE OVERVIEW
A.T. Konstas

14.20-15.40 RADIOLOGY-CLASSIFICATION AND EVALUATION OF PELVIC RING INJURIES
Moderators: **S.A. Papadakis, J.M. Rueger**

14.20 Anatomy and radiology of the pelvis
N. Baxevanos

14.40 Classification of pelvic fractures
A. Papasotiriou

15.00 Acute evaluation, prioritization and emergency treatment of pelvic fractures
A.T. Konstas

15.20-15.40 DISCUSSION

15.40-17.00 EVALUATION AND SURGICAL TREATMENT OF PELVIC RING INJURIES
Moderators: **M. Hartel, A.T. Konstas**

15.40 Morel-Lavallée lesions / Open pelvic fractures - evaluation and management
A.T. Konstas

16.00 Pelvic fractures and genitor-urinary injury
M. Rickman

16.20 Pelvic fractures and associated vascular injuries
Ch. Maltezos

16.40-17.00 DISCUSSION

17.00-17.20 COFFEE BREAK

14-17
June 2018

HAOST Amphitheatre "Pavlos Konialides" Athens, Greece
Department of Anatomy, School of Medicine,
Faculty of Health Sciences,
National and Kapodistrian University of Athens



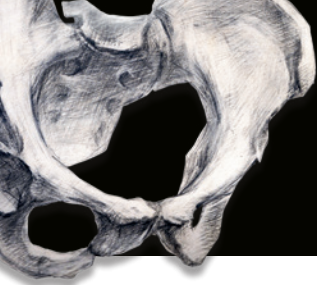
Hellenic
Association
of Orthopaedic
Surgery
& Traumatology

Scientific Program

DAY 1 / Thursday, 14 June, 2018

- 17.20-19.00** **SURGICAL TREATMENT OF PELVIC RING INJURIES**
Moderators: **M. Rickman, J.M. Rueger**
- 17.20** Posterior approach of SI joint and Sacrum: Indication
& Technique
M. Rickman
- 17.40** Sacroiliac dislocations, fracture dislocations and Ilium
fractures
T. Tosounidis
- 18.00** Sacral fractures including H/U fracture
W. Lehmann
- 18.20** Definitive management: Principles and tactics
J.M. Rueger
- 18.40-19.00** **DISCUSSION**

END OF FIRST DAY



1st Athens Pelvic and Acetabular Course & Hands-on Workshop

Scientific Program

DAY 2 / Friday, 15 June, 2018

MAIN LECTURE HALL

- 08.20-09.20 RADIOLOGY AND CLASSIFICATION ACETABULAR FRACTURES**
Moderators: **W. Lehmann, C. Papakostidis**
- 08.20** Anatomy and radiology of normal acetabulum
S. A. Papadakis
- 08.40** Classification of acetabular fractures
N. Kanakaris
- 09.00-09.20 DISCUSSION**
- 09.20-10.40 SURGICAL TREATMENT OF ACETABULAR FRACTURES I**
Moderators: **J.M. Rueger, T. Tosounidis**
- 09.20** Posterior wall, posterior column, posterior column plus posterior wall
A.T. Konstas
- 09.40** Anterior wall, anterior column
T. Tosounidis
- 10.00** Transverse, T-shaped, transverse plus posterior wall
M. Rickman
- 10.20-10.40 DISCUSSION**
- 10.40-11.00 COFFEE BREAK**
- 11.00-12.20 SURGICAL TREATMENT OF ACETABULAR FRACTURES II**
Moderators: **M. Rickman, J.M. Rueger**
- 11.00** Anterior and posterior hemi-transverse
W. Lehmann
- 11.20** Both column
J.M. Rueger
- 11.40** Indication for surgery and decision making
M. Rickman
- 12.00-12.20 DISCUSSION**

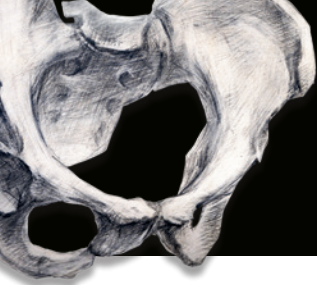
Scientific Program

DAY 2 / Friday, 15 June, 2018

MAIN LECTURE HALL

- 12.20-13.40 ACETABULAR FRACTURES: SPECIAL TOPICS**
Moderators: **N. Kanakaris, J.M. Rueger**
- 12.20** Osteoporotic acetabular fractures: Techniques of reduction and fixation
M. Hartel
- 12.40** Combined pelvic and acetabular injuries
N. Kanakaris
- 13.00** Indications and revision in surgical mal-reduction
J.M. Rueger
- 13.20-13.40 DISCUSSION**

13.40-14.20 LIGHT LUNCH



1st Athens Pelvic and Acetabular Course & Hands-on Workshop

Scientific Program

DAY 2 / Friday, 15 June, 2018

PRACTICAL EXERCISE, VIDEOS AND LECTURES

MAIN LECTURE HALL ALL GROUPS

14.20-14.30 INTRODUCTION
J.M. Rueger

HAOST 4TH FLOOR

14.30-16.00 PRACTICAL EXERCISE: SAW BONES
Moderators: **M. Hartel, N. Kanakaris**
Instructors: **M. Hartel, N. Kanakaris, W. Lehmann, K. Bobotas**

14.30 Symphysis Pubis Plating
W. Lehmann

15.00 Ex. Fixateur
S.A. Papadakis

15.30 ORIF of crescent fracture
M. Hartel

16.00-16.30 MAIN LECTURE HALL ALL GROUPS

C-clamp (Video in a real patient)
Video by W. Lehmann

16.30-17.00 COFFEE BREAK

MAIN LECTURE HALL

17.00-18.30 VIDEOS AND LECTURES
Moderators: **W. Lehmann, J.M. Rueger**

17.00 Symphysis pubis plating
J.M. Rueger

17.30 Posterior approach of SI Joint
M. Hartel

18.00 Spinopelvic fixation
W. Lehmann

END OF SECOND DAY

DAY 2 / JUNE 15
PRACTICAL EXERCISE
GROUP A - (A1, A2, A3, A4)

Scientific Program

DAY 2 / Friday, 15 June, 2018

PRACTICAL EXERCISE, VIDEOS AND LECTURES

MAIN LECTURE HALL ALL GROUPS

14.20-14.30 **INTRODUCTION**
J.M. Rueger

MAIN LECTURE HALL

14.30-16.00 **VIDEOS AND LECTURES**
Moderators: **A.T. Konstas, J.M. Rueger**

14.30 Symphysis pubis plating
J.M. Rueger

15.00 Posterior approach of SI Joint
M. Rickman

15.30 Spinopelvic fixation
W. Lehmann

16.00-16.30 MAIN LECTURE HALL ALL GROUPS

C-clamp (Video in a real patient)
Video by W. Lehmann

16.30-17.00 COFFEE BREAK

HAOST 4TH FLOOR

17.00-18.30 **PRACTICAL EXERCISE: SAW BONES**
Moderators: **S.A. Papadakis, M. Rickman**
Instructors: **K. Bobotas, C. Papakostidis,**
A. Papasotiriou, M. Rickman

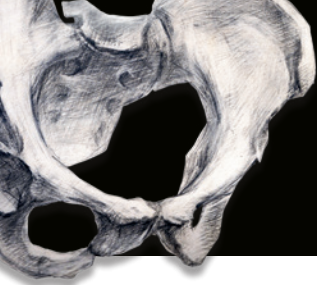
17.00 Symphysis pubis plating
C. Papakostidis

17.30 Ex. Fixateur
S.A. Papadakis

18.00 ORIF of crescent fracture
M. Rickman

END OF SECOND DAY

DAY 2 / JUNE 15
PRACTICAL EXERCISE
GROUP B (B1, B2, B3, B4)



1st Athens Pelvic and Acetabular Course & Hands-on Workshop

Scientific Program

DAY 3 / SATURDAY, 16 June, 2018

MAIN LECTURE HALL

09.00-10.20 **SURGICAL TREATMENT OF ACETABULAR FRACTURES I**
Moderators: **M. Hartel, S. Pneumatikos**

09.00 Ilioinguinal approach: Indication & Technique
S. Pneumatikos

09.20 Anterior Intrapelvic approach: Indication & Technique
M. Hartel

09.40 Kocher Langenbeck approach: Indication & Technique
S.A. Papadakis

10.00-10.20 **DISCUSSION**

10.20-10.40 **COFFEE BREAK**

10.40-12.00 **SURGICAL TREATMENT OF ACETABULAR FRACTURES II**
Moderators: **W. Lehmann, C. Papakostidis**

10.40 Reduction and fixation through the KL approach
C. Papakostidis

11.00 Reduction and fixation through II approach
J.M. Rueger

11.20 Reduction and fixation through AIP approach
W. Lehmann

11.40-12.00 **DISCUSSION**

14-17
June 2018

HAOST Amphitheatre "Pavlos Konialides" Athens, Greece
Department of Anatomy, School of Medicine,
Faculty of Health Sciences,
National and Kapodistrian University of Athens

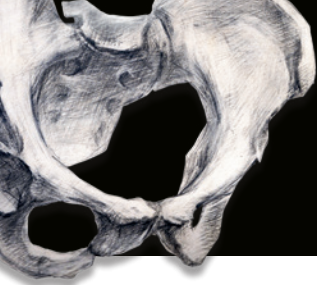


Hellenic
Association
of Orthopaedic
Surgery
& Traumatology

Scientific Program

DAY 3 / SATURDAY, 16 June, 2018

- 12.00-13.40 ACETABULAR FRACTURES: SPECIAL TOPICS**
Moderators: **S.A. Papadakis, J.M. Rueger**
- 12.00** Newer techniques (Navigation, MIS) in the treatment of pelvic and acetabular fractures
M. Hartel
- 12.20** Complications of acetabular fractures
N. Prevezas
- 12.40** THA after acetabular fractures
G. Macheras
- 13.00** Thromboprophylaxis of pelvic and acetabular fractures
S. Sourmelis
- 13.20-13.40 DISCUSSION**
- 13.40-14.20 LIGHT LUNCH**



1st Athens Pelvic and Acetabular Course & Hands-on Workshop

Scientific Program

DAY 3 / SATURDAY, 16 June, 2018

PRACTICAL EXERCISE, VIDEO AND CASE DISCUSSION

MAIN LECTURE HALL ALL GROUPS

14.20-14.30 INTRODUCTION
J.M. Rueger

HAOST 4TH FLOOR

14.30-16.00 PRACTICAL EXERCISE: SAW BONES
Moderators: **N. Kanakaris, A. Papasotiriou**
Instructors: **N. Kanakaris, A. Papasotiriou, M. Rickman, T. Tosounidis**

14.30 Posterior wall fracture
N. Kanakaris

15.00 Transverse and posterior wall fracture
M. Rickman

15.30 Both column fracture
T. Tosounidis

16.00-16.30 COFFEE BREAK

MAIN LECTURE HALL

16.30-18.00 VIDEOS AND CASE DISCUSSION
Moderators: **M. Hartel, A.T. Konstas**

16.30 Ilioinguinal approach (Video)
J.M. Rueger

17.00 Kocher-Langenbeck approach (Video)
W. Lehmann

17.30 CASE DISCUSSION (ALL GROUP A)

END OF THIRD DAY

DAY 3 / JUNE 16
PRACTICAL EXERCISE
GROUP A - (A1, A2, A3, A4)

Scientific Program

DAY 3 / SATURDAY, 16 June, 2018

PRACTICAL EXERCISE, VIDEO AND CASE DISCUSSION

MAIN LECTURE HALL ALL GROUPS

- 14.30-16.00** **VIDEOS AND CASE DISCUSSION**
Moderators: **N. Baxevanos, M. Hartel**
- 14.30** Iliioinguinal approach (Video)
J.M. Rueger
- 15.00** Kocher-Langenbeck approach (Video)
W. Lehmann
- 15.30** **CASE DISCUSSION (ALL GROUP B)**

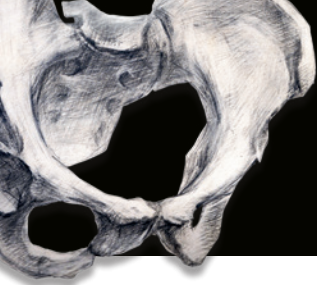
16.00-16.30 COFFEE BREAK

HAOST 4TH FLOOR

- 16.30-18.00** **PRACTICAL EXERCISE: SAW BONES**
Moderators: **N. Kanakaris, A. Papasotiriou**
Instructors: **N. Kanakaris, A. Papasotiriou, M. Rickman, T. Tosounidis**
- 16.30** Posterior wall fracture
N. Kanakaris
- 17.00** Transverse and posterior wall fracture
M. Rickman
- 17.30** Both column fracture
T. Tosounidis

END OF THIRD DAY

DAY 3 / JUNE 16
PRACTICAL EXERCISE
GROUP B (B1, B2, B3, B4)



1st Athens Pelvic and Acetabular Course & Hands-on Workshop

Scientific Program

DAY 4 / SUNDAY, 17 June, 2018

CADAVERS, LECTURES AND CASE DISCUSSION

ANATOMY LECTURE HALL ALL GROUPS

08.45-09.00 INTRODUCTION
J.M. Rueger

ANATOMY LAB

09.00-10.00 ILIOINGUINAL APPROACH Right side
Instructors: **D. Klapsakis, S. Pneumatikos, M. Prevezas, T. Tosounidis**

10.00-11.00 LECTURES AND CASE DISCUSSION
Moderators: **M. Hartel, J.M. Rueger**

10.00 1. Development of a new Stryker pro-set
J.M. Rueger

10.20 2. Stoppa approach & new implants
M. Hartel

10.40 3. Case discussion

11.00-11.30 COFFEE BREAK

ANATOMY LAB

11.30-12.30 KOCHER-LANGENBECK APPROACH Right side
Instructors: **N. Baxevanos, D. Klapsakis, A.T. Konstas, S.A. Papadakis, M. Prevezas**

ANATOMY LECTURE HALL

12.30-13.30 VIDEOS AND CASE DISCUSSION
Moderators: **N. Kanakaris, T. Tosounidis**

12.30 1. Trochanteric flip (Video) by Siebenrock
T. Tosounidis

12.50 2. Smith Petersen (Video) by Rickman
N. Kanakaris

13.10 3. Case discussion

DAY 4 / JUNE 17
ANATOMY LAB
GROUP A - (A1, A2, A3, A4)

Scientific Program

DAY 4 / SUNDAY, 17 June, 2018

CADAVERS, LECTURES AND CASE DISCUSSION

ANATOMY LECTURE HALL ALL GROUPS

08.45-09.00 **INTRODUCTION**
J.M. Rueger

ANATOMY LECTURE HALL

09.00-10.00 **LECTURES AND CASE DISCUSSION**
Moderator: **O. Paxinos**

09.00 1. Development of a new Stryker pro-set
J.M. Rueger

09.20 2. Stoppa approach & new implants
M. Hartel

09.40 3. Case discussion

ANATOMY LAB

10.00-11.00 **ILIOINQUINAL APPROACH Left side**

Instructors: **N. Kanakaris, A.T. Konstas, A. Papasotiriou,
S. Pneumatikos, T. Tosounidis**

11.00-11.30 **COFFEE BREAK**

ANATOMY LECTURE HALL

11.30-12.30 **VIDEOS AND CASE DISCUSSION**
Moderators: **T. Tosounidis, N. Kanakaris**

11.30 1. Trochanteric flip (video) by Siebenrock
T. Tosounidis

11.50 2. Smith Petersen (video) by Rickman
N. Kanakaris

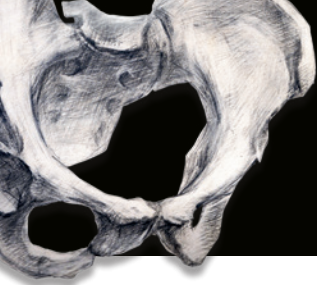
12.10 3. Case discussion

ANATOMY LAB

12.30-13.30 **KOCHER-LANGENBECK APPROACH Left side**

Instructors: **D. Klapsakis, A.T. Konstas, S.A. Papadakis,
A. Papasotiriou, O. Paxinos**

DAY 4 / JUNE 17
ANATOMY LAB
GROUP B (B1, B2, B3, B4)



1st Athens Pelvic and Acetabular Course **& Hands-on Workshop**

Scientific Program

DAY 4 / SUNDAY, 17 June, 2018

- | | |
|--------------------|---|
| 13.45-13.55 | All Groups & Faculty
J.M. Rueger |
| 13.55-14.00 | Farewell Speech of the President
S.A. Papadakis |
| 14.00 | END OF COURSE |

Nikolaos Baxevanos, MD, PhD

Consultant Orthopaedic Surgeon, Greece

Konstantinos Bobotas, MD, PhD

Orthopaedic Surgeon, Greece

Maximilian J. Hartel, MD

Senior Consultant

Department of Trauma, Hand
and Reconstructive Surgery, Pelvic Center
University Hospital Hamburg-Eppendorf,
Germany

Nikolaos K. Kanakaris, MD, PhD

Clinical Director of Major Trauma
Centre Services

Lead of Research and Innovation
for Orthopaedic Trauma

Consultant Pelvic and Acetabular
Reconstruction Surgeon

Trauma Related Services CSU

Leeds Teaching Hospitals NHS Trust, UK

Dimitrios Klapsakis, MD

Consultant Orthopaedic Surgeon, Greece

Athanasios Th. Konstas, MD, PhD

Director Orthopaedic Surgeon

General Hospital of Nikaia- Piraeus, Greece

Wolfgang Lehmann, Univ.-Prof. Dr. med.

Chairman

University Medical Center Göttingen

Department of Trauma Surgery, Orthopaedics
and Plastic Surgery, Germany

George A. Macheras, MD, PhD

Head of the D' Orthopaedic Dept.,

KAT General Hospital of Attica, Greece

Chrysostomos Maltezos, MD, PhD

Head of the Vascular Surgery Dept.,

KAT General Hospital of Attica, Greece

Stamatios A. Papadakis, MD, PhD

Head of the B' Orthopaedic Dept.,

KAT General Hospital of Attica, Greece

President of the Hellenic Association of
Orthopaedic Surgery and Traumatology

Costas Papakostidis, MD, PhD

Consultant Orthopaedic and Trauma Surgeon

Limassol General Hospital, Cyprus

Antonios Papasotiriou, MD

Consultant Orthopaedic Surgeon

General Military Hospital of Athens, Greece

Odysseas A. Paxinos, MD, PhD, FACS

Orthopaedic Surgeon

251 Air Force Athens General Hospital

Secretary General of the Hellenic Association
of Orthopaedic Surgery and Traumatology,
Greece

Spyridon N. Pneumatikos, Professor

Chairman of the 3rd University Orthopaedic Dept.,

National Kapodistrian University of Athens

KAT General Hospital of Attica, Greece

Nikolaos Prevezas, MD, PhD

Orthopaedic Surgeon, Greece

Mark Rickman

MB ChB, MD, FRCST(Tr&Orth), FRACS

Associate Professor Orthopaedics & Trauma

Director of Orthopaedic Trauma

Royal Adelaide Hospital & University of

Adelaide, Australia

Johannes M. Rueger, Professor emeritus Dr. med.

Department of Trauma, Hand and

Reconstructive Surgery, Pelvic Center

University Hospital Hamburg Eppendorf,

Germany

Savas-Georgios Sourmelis, MD

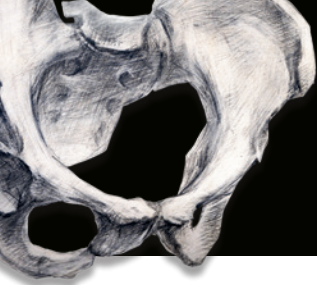
Head of the A' Orthopaedic Dept.,

"Hygeia" Diagnostic and Therapeutic Center
of Athens, Greece

Theodoros H. Tosounidis, MD, PhD

Assistant Professor of Orthopaedic Surgery

Medical School, University of Crete, Greece



1st Athens Pelvic and Acetabular Course & Hands-on Workshop

VENUES

1st Athens Pelvic and Acetabular Course, 14-16 JUNE 2018

HAOST Amphitheatre “Pavlos Konialides”, 20, Fleming Str, 15123 Athens.

**Hands-on Workshop of the 1st Athens Pelvic and Acetabular Course,
17 JUNE 2018**

Department of Anatomy, School of Medicine, Faculty of Health Sciences,
National and Kapodistrian University of Athens,
75 Mikras Asias Str, Goudi, 11527 Athens.

LANGUAGE

The official language is English. No simultaneous translation will be provided.

BADGES

Participants will receive their badges upon check-in at the Course Secretariat. For identification purposes and admission to scientific sessions, participants are requested to wear their badges at all times.

CME ACCREDITATION & CERTIFICATES OF ATTENDANCE

The 1st Athens Pelvic and Acetabular Course has been accredited for a maximum of, or up to, **20 Continuing Medical Education credits** (CME-CPD credits) by the Panhellenic Medical Association.

The **Hands-on Workshop** of the 1st Athens Pelvic and Acetabular Course has been accredited for a maximum of, or up to, **5 Continuing Medical Education credits** (CME-CPD credits) by the Panhellenic Medical Association.

Each medical specialist should claim only those hours of credit that he/she actually spent in the educational activity. For reasons of compliance with UEMS EACCME accreditation criteria, delegates will be required to fill in the Course Evaluation Form.

REGISTRATION FEES

CATEGORY	COSTS
ORTHOPAEDIC / OTHER (SCIENTIFIC PROGRAM/LECTURES)	150 €
ORTHOPAEDIC (SCIENTIFIC PROGRAM & PRACTICAL EXERCISE/HANDS - ON WORKSHOP)	450 €

24% VAT is included in the aforementioned prices

Registration Fee includes:

- **Scientific Program:** • Attendance of the Scientific Program/Lectures • Conference material • Certificate of Attendance
- **Scientific Program & Practical Exercise/Hands - on Workshop:** • Attendance of the Scientific Program & Practical Exercise/Hands - on Workshop • Conference material • Certificate of Attendance

REGISTRATION DESK

1st Athens Pelvic and Acetabular Course

Operating hours:

THURSDAY 14 JUNE, 2018	12:30-19:30
FRIDAY 15 JUNE, 2018	07:30-19:00
SATURDAY 16 JUNE, 2018	08:00-18:30

Hands-on Workshop of the 1st Athens Pelvic and Acetabular Course

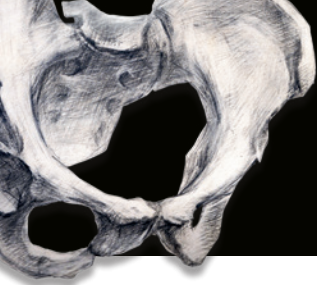
SUNDAY 17 JUNE, 2018	07:45-15:00
------------------------	-------------

COFFEE BREAKS & LIGHT LUNCHES

Coffee Breaks and Light Lunches will be held at the designated areas as indicated in the program.

INSURANCE & LIABILITY

Registration fees do not include participants' insurance against personal injuries, sickness and cancellations by any party, theft, loss or damage to personal possessions. Participants are strongly recommended to seek insurance coverage for health and accident, lost luggage and trip cancellation. The Organizers and the Organizing Secretariat GLOBAL EVENTS accept no liability.



1st Athens Pelvic and Acetabular Course & Hands-on Workshop



SPONSORS ACKNOWLEDGEMENT

